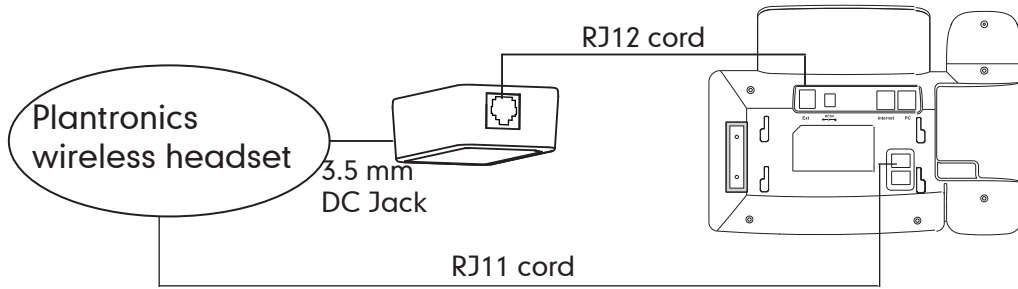


The Wireless Headset Adapter is the connection between the T38G/T28/T26 IP phone and the Plantronics wireless headset.



We reserve the right to improve or change the product and the user guide without notice.



Wireless Headset Adapter ——EHS36



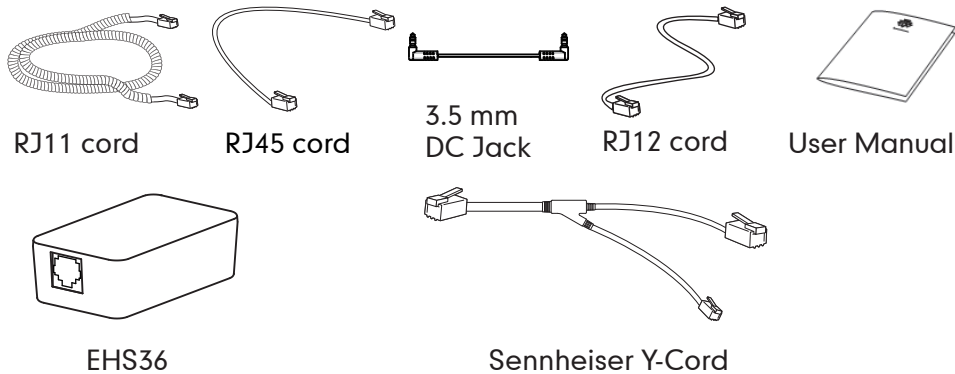
User Guide

www.yealink.com

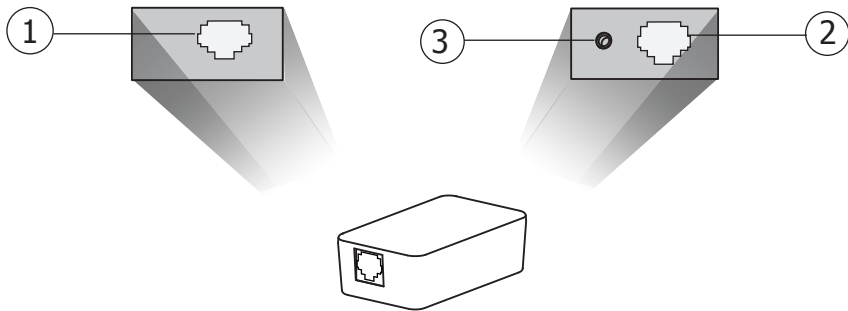
Introduction

The Wireless Headset Adapter—EHS36, for the control of wireless headsets is the perfect combination between Yealink IP Phone T38G/T28/T26 and wireless headsets, such as GN Netcom/Jabra/Sennheiser and Plantronics.

Packing List



Port Description



Port ①: Connect with the IP Phone EXT port or Expansion Module port (expansion module connected to the phone) through RJ12 cord.

Port ②: Connect with the GN Netcom/Jabra/Sennheiser Wireless headset through RJ45 cord.

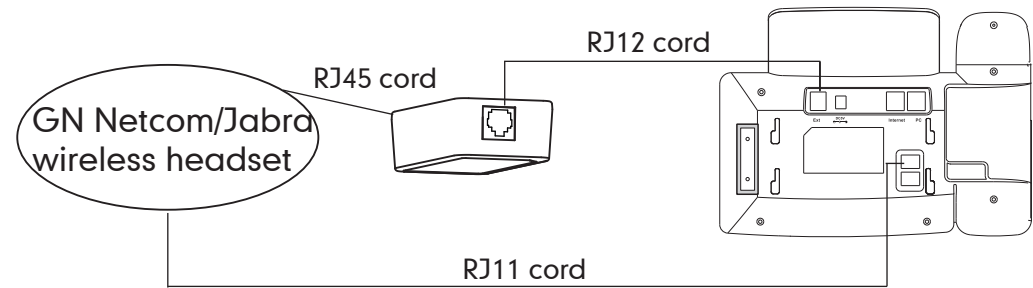
Port ③: Connect with the Plantronics Wireless headset through the 3.5 mm DC Jack.

Cord Description

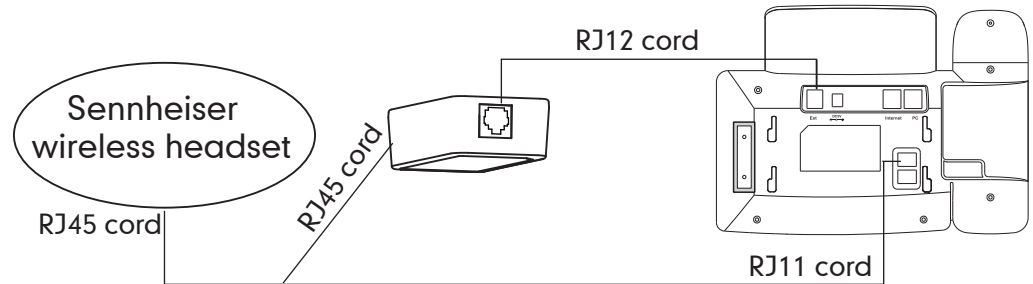
RJ11 cord: For the audio connection to the IP Phone headset port and the wireless headset.

Connect to IP Phone

The Wireless Headset Adapter is the connection between the T38G/T28/T26 IP phone and the GN Netcom/Jabra wireless headset.



The Wireless Headset Adapter is the connection between the T38G/T28/T26 IP phone and the Sennheiser wireless headset.



Note: The sennheiser wireless headset needed the newest firmware of the DW-Office series! (version 96 or higher)